

SPARK BD EM 0027

BAUDOQUIN Series Diesel Generator Sets

| | | |
|----------|-----|----|
| STAND BY | kVA | 27 |
| | kW | 22 |
| PRIME | kVA | 25 |
| | kW | 20 |



Water Cooled



50 hz



3 phase



Diesel



Easy maintenance



Modular type sound-proof canopy



Warning system for decreasing fuel with electronic fuel level sender



Remote control system

Standby Rating for a standby engine should be sized for a maximum of 70% average load factor and roughly 200 hours per year. Standby power ratings should never be applied except in true emergency outage situations. With standby rated generators there is no overload capability built into the units.

Prime Power is the maximum power accessible at the variable load for an unlimited number of hours per year in a variable load setting. It is not advisable that the variable load exceed 70% average of the prime power rating during any operational period. If the engine is running at 100% prime power, yearly hours should not exceed 500. Overload situations should be avoided however a 10% overload capability is available for a 1 hour period within a 12 hour cycle of operation.

Continuous Power is used in applications where supplying power is at a constant %100 load for an unlimited number of hours each year. Continuous power rated units are most widely used in applications where the power grid is unreachable.

QUALITY STANDARDS

Our generators are manufactured in compliance with VDE 0530, BSE 4999 BS5000, IEC 34, EN12601; EN60204-1; TS ISO 8528-1 ... -13; EN12100-1; EN12100-2; EN61000-6-4; EN61000-6-2; EN61000-4-11; EN61000-4-6; EN61000-4-5; EN61000-4-2; EN55011; EN55016-2-1; EN55016-2-3; EN61000-3-2; EN61000-3-3; EN55014-1; EN61000-6-2; EN61000-4-3; EN61000-4-4; EN61000-4-8; EN61000-4-11; TS EN ISO 3744; TS EN ISO 3746; TS EN 60034-1; TS EN 60034-22; TS EN ISO 3046; BS 5514; NEMA MG 21; IEC 60034, BS 4999/5000 and TS EN 60947-1..4 standards.

We have ISO 9001-2015, ISO 14001-2015, ISO 45001-2018 and ISO 1002-2006 management system certificates from Kiwa, an accredited independent quality organization.

Our generators up to 400 kw are manufactured in compliance with 2000/14/EC European noise emission directive and certified from Ente Certificazione Macchine.

We also have TS ISO 8528-4, TS ISO 8528-5, TS EN 13501-1+A1:2013 flame retardancy and TTS EN ISO 9227 certificates against anti-corrosion together with CE Declaration.



Engine Specifications

- BAUDOUIN series heavy duty diesel engine
- 4 cycle, water cooling system, natural induction
- Electronic governor system
- 12/24 volt self-starter and charger alternator
- Changeable air, fuel and oil filter
- Flexible fuel pipe

- Oil discharge valve and extension pipe
- Industrial type silencer, exhaust spiral or compensator
- Maintenance free battery
- Engine block water heater (in automatic models)
- Diesel gen-set maintenance and operating instructions and electrical circuit diagram

| | | |
|---------------------|-------------|----|
| MODEL | 4M06G25/5 | |
| POWER | STAND BY kW | 25 |
| | PRIME kW | 23 |
| SPEED (rpm) | 1500 | |
| Cycle | 4 | |
| DISPLACEMENT (lt) | 2,3 | |
| NUMBER OF CYLINDERS | 4, in line | |
| BORE AND STROKE | 89 x 92 | |
| COMPRESSION RATIO | 17.5 : 1 | |

| | | |
|--|---------------------|-----|
| GOVERNOR TYPE | Electronic | |
| Induction | NATURAL | |
| COMBUSTION SYSTEM | DIRECT | |
| Cooling System | WATER | |
| FUEL CONSUMPTION (lt/h) | 100% OF PRIME POWER | 6,1 |
| | 75% OF PRIME POWER | 4,5 |
| | 50% OF PRIME POWER | 3,2 |
| | | |
| TOTAL LUBRICATION SYSTEM CAPACITY (lt) | 11,5 | |
| TOTAL COOLANT CAPACITY (lt) | 8,6 | |



Alternator Specifications

- Brushless, single bearing, flexible disc 4 poles alternator for harmonic failure
- H type isolation class
- IP 21-23 protection class
- Self exciter


- Electronic automatic voltage regulator
- Stator 2/3 step for harmonic failure
- The alternator windings are protected by insulating varnish against oil and acid

| | | |
|-----------------|-------------------|--|
| BRAND | EMSA | |
| MODEL | EGK180-20N2 | |
| FREQUENCY (HZ) | 50 | |
| POWER (KVA) | 30 | |
| DESIGN | 4 pole, brushless | |
| CONNECTION TYPE | Star | |
| VOLTAGE (V) | 400 | |

| | | |
|------------------------------|---------|--|
| Phase | 3 | |
| A.V.R. | AS440 | |
| VOLTAGE REGULATION (+/-) | ± 1% | |
| INSULATION SYSTEM | Class H | |
| PROTECTION | IP23 | |
| RATED POWER FACTOR | 0,8 | |
| WEIGHT COMP. ALTERNATOR (KG) | 156 | |



Genset Controllers



Datakom SMART 500-MK2

The SMART 500-MK2 is a cost effective genset controller ready for BMS integration and internet monitoring

OPTIONAL GENSET CONTROLLERS OPTIONAL

Datakom SMART 200



Datakom D500



Datakom D500-GSM



DEEPSEA 6120



DEEPSEA 7320



ComAp AMF25



| | Datakom SMART 200 | Datakom SMART 500-MK2 | Datakom D500 | Datakom D500 GSM | DEEPSEA 6120 | DEEPSEA 7320 | ComAp AMF25 |
|---|-------------------|-----------------------|--------------|------------------|--------------|--------------|-------------|
| AUTOMATIC MAINS MONITORING | ✓ | ✓ | ✓ | ✓ | ✓ | ✓ | ✓ |
| MANUAL START | ✓ | ✓ | ✓ | ✓ | ✓ | ✓ | ✓ |
| REMOTE START | ✓ | ✓ | ✓ | ✓ | ✓ | ✓ | ✓ |
| REMOTE MONITORING WITH SIM CARD | OPTIONAL | OPTIONAL | OPTIONAL | ✓ | ✗ | OPTIONAL | OPTIONAL |
| 1 ADDITIONAL OPTION (HORN, OIL-FUEL HEATER ETC.) | ✗ | OPTIONAL | OPTIONAL | OPTIONAL | OPTIONAL | OPTIONAL | OPTIONAL |
| LIGHT WARNING AND MIMIC DIAGRAM | ✓ | ✓ | ✓ | ✓ | ✓ | ✓ | ✓ |
| BATTERY CHARGER | ✓ | ✓ | ✓ | ✓ | ✓ | ✓ | ✓ |
| RS-485 COMMUNICATION | OPTIONAL | OPTIONAL | ✓ | ✓ | ✗ | ✓ | OPTIONAL |
| ETHERNET (TCP-IP) COMMUNICATION | ✗ | ✓ | ✓ | ✓ | ✗ | OPTIONAL | OPTIONAL |

GENSET CONTROLLERS FOR SYNCHRONIZATION SYSTEMS OPTIONAL

Next generation synchronizing genset controller capable of every communication and functionality.

DEEPSEA 8610



DEEPSEA 8620



DEEPSEA 8660




ComAp IntelliGen BaseBox



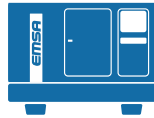
ComAp IntelliGen 200





Canopy

- Modular type sound-proof canopy
- Canopy installation executed with screw and nut, without welding process
- Epoxy and polyester powder painted canopy
- Weatherproof canopy rating is IP 23
- Canopy designed for easy maintenance
- Lockable doors on both sides of canopy
- Emergency stop button
- Transparent panel inspection window
- Insulation details: Non-flammable acoustic foam
- Nano tech cleaning system
- Container optional



| | | | | | |
|---|---------------------------|---------------------|---|---------------------------|---------------------|
|  | Dimensions (W x L x H) mm | 900x1950x1337 |  | Dimensions (W x L x H) mm | 900x1600x1215 |
|  | Weight (Kg) | 717,8 |  | Weight (Kg) | 533 |
|  | Fuel tank capacity (lt) | 82 Internal type |  | Fuel tank capacity (lt) | 82 Internal type |



Internal type

SILENCER OPTIONS

- Standard industrial type
- Critical type
- Hospital type

CANOPY OPTIONS

- Standard canopy
- Super silent canopy
- Extra super silent canopy (thicker insulation)

GEN-SET SAFETY PROTECTION & ALARMS

- High water temperature
- Low oil pressure
- High & low engine speed
- Low radiator water level
- Over current load
- High & low genset voltage
- Start/stop failure

OPTIONAL EQUIPMENTS

- Charge ammeter
- Moulded case circuit breaker (in automatic models)
- Hospital/Critical type silencer
- Modular type sound-proof canopy
- Mobile - trailer
- Synchronization control panel for 2-16 gensets
- 3 pole/4 pole automatic transfer panel (A.T.S.)
- Fuel and oil heater
- Alternator heater
- Automatic fuel filling system
- Fuel-water separator filter
- PMG warning system