



# ***GstarCAD 365***

## ***Activation and Installation Guide***

---

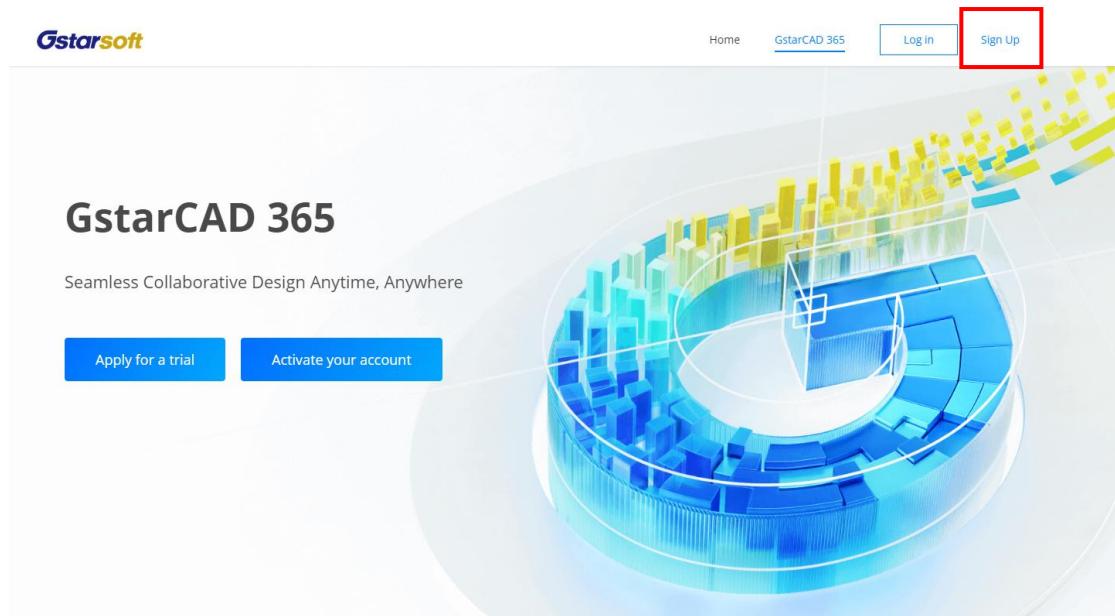
*Gstarsoft*



# 1. Registration Process

Please follow the steps below to register the GstarCAD 365 Account:

1. Access GstarCAD 365 official website through browser: <https://enweb.gstarcad.net/gstarcad365/>
2. After opening the official website, click **Sign Up** in the upper right corner to enter the Registration Interface.



3. Enter your registration information.

**Create a new account**

Name  ⊙  
Please input your name

Email  ⊙  
Please input your email


Password  ⊙  
Please input password

Confirm Password  ⊙  
Please input confirm password

By signing up, I agree to Gstarsoft [Terms of Use](#) and [Privacy Policy](#).\*

Get critical software updates and exclusive offers.

**Submit**

 Already have an account? [Log In](#) now!

4. Read and check the "Terms of Use" and "Privacy Policy".

### Create a new account

✕

Please input your name

✕

Please input your email

✕

Please input password

✕

Please input confirm password

By signing up, I agree to Gstarsoft [Terms of Use](#) and [Privacy Policy](#).\*

Get critical software updates and exclusive offers.

**Submit**

! Already have an account? [Log In](#) now!

Copyright©1992-2024 Suzhou Gstarsoft Co.,Ltd All Rights Reserved.

5. Click **Submit** to finish the registration.

### Create a new account

✕

Please input your name

✕

Please input your email

✕

Please input password

✕

Please input confirm password

By signing up, I agree to Gstarsoft [Terms of Use](#) and [Privacy Policy](#).\*

Get critical software updates and exclusive offers.

**Submit**

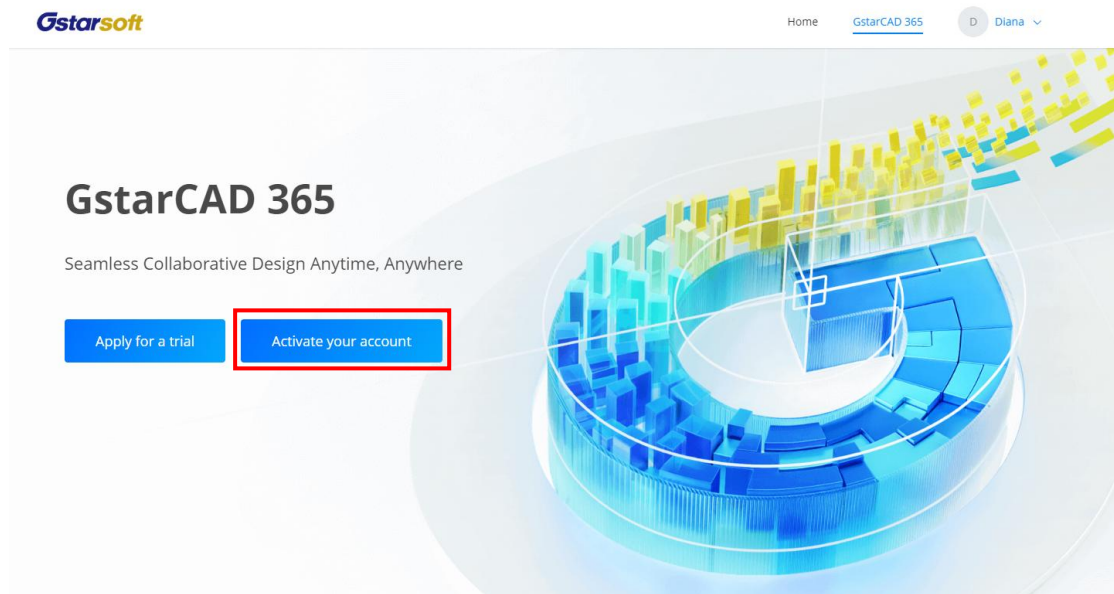
! Already have an account? [Log In](#) now!

Copyright©1992-2024 Suzhou Gstarsoft Co.,Ltd All Rights Reserved.

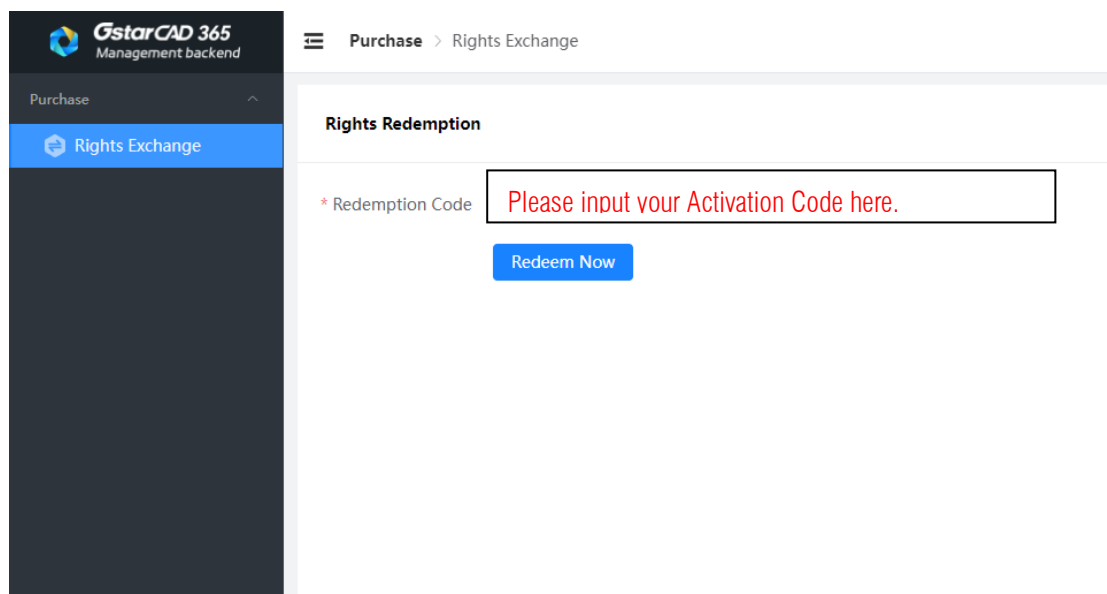
## 2. Activate Your GstarCAD 365 Account

Please follow the steps below to activate your GstarCAD 365 Account:

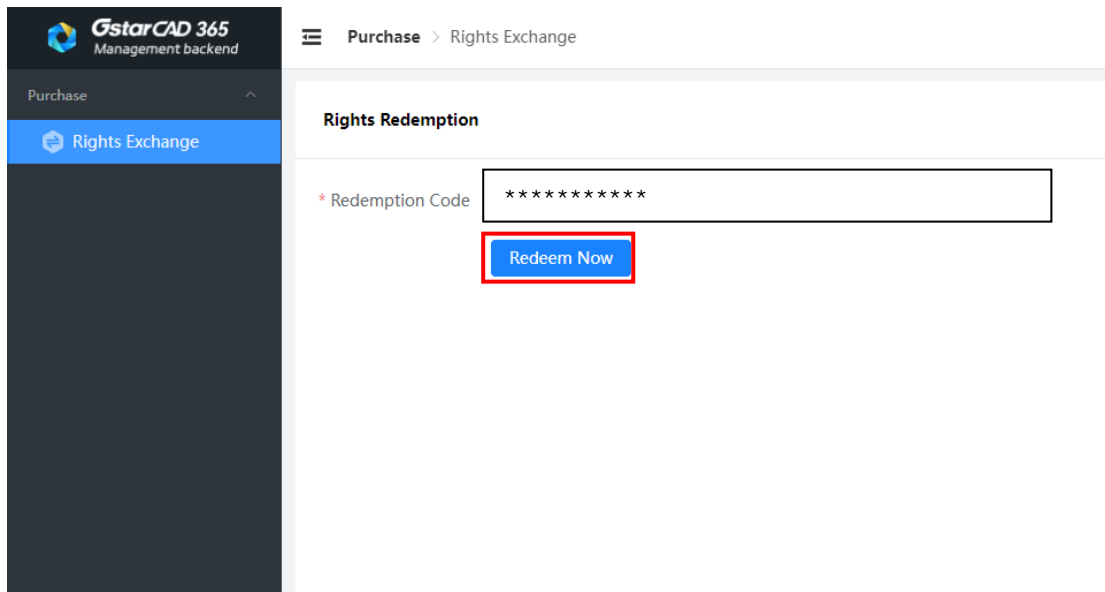
1. Access GstarCAD 365 official website through browser: <https://enweb.gstarcad.net/gstarcad365/>
2. Click **Activate your account** to enter the **Management Backend** interface. The GstarCAD 365 Company Management Backend is a web-based tool designed to help company manage projects, personnel, drawings, and permissions.



3. Please input the **Activation Code** where you can purchase from your local GstarCAD distributor/reseller.



4. Click “Redeem Now” to successfully activate. Then you can use the the Management backend to add members, allocate rights, create projects, upload drawings, and set permissions.



**Remark:** Both administrators and regular employees within the company can log in to the GstarCAD 365 Company Management Backend. However, the available features are determined by the user's company permissions, resulting in different access levels and functionalities. Throughout the project lifecycle, company administrators can utilize the backend to manage various data assets and monitor employee activities systematically.

### 3. Download Applications

Access the GstarCAD 365 official website through the browser: <https://enweb.gstarcad.net/gstarcad365/>

With cross-platform account system, GstarCAD 365 allows users to access CAD drawings and start their designs from a specific platform.


#### Download GstarCAD 365 Applications:

After accessing the GstarCAD 365 official website, scroll down to the Client Download section, click the [Download](#) button of the corresponding clients to download according to your need.

## Choose the right GstarCAD 365 for your platform

With cross-platform account system, GstarCAD 365 allows users to access CAD drawings and start their designs from a specific platform.

GstarCAD for Web	GstarCAD for Mobile	GstarCAD View	GstarCAD 2025
System Requirements: Edge/Chrome or other web browsers	System Requirements: IOS/Android	System Requirements: Windows 7/8/10/11	System Requirements: Windows 7/8/10/11
<b>Lightweight CAD application + 365 cloud services</b> <ul style="list-style-type: none"><li>✓ Drawing files management</li><li>✓ Cloud annotations</li><li>✓ Lightweight drawing viewer</li></ul>	<b>Lightweight CAD application + 365 cloud services</b> <ul style="list-style-type: none"><li>✓ Drawing files management</li><li>✓ Cloud annotations</li><li>✓ Collaborate on drawings</li><li>✓ Lightweight drawing viewer</li></ul>	<b>Lightweight CAD application + 365 cloud services</b> <ul style="list-style-type: none"><li>✓ Drawing files management</li><li>✓ Cloud annotations</li><li>✓ Collaborate on drawings</li><li>✓ Lightweight drawing viewer</li></ul>	<b>CAD design +365 cloud services</b> <ul style="list-style-type: none"><li>✓ Collaborative Design Components</li><li>✓ Drawing files management</li><li>✓ Cloud annotations</li></ul>
<a href="#">Download</a>	<a href="#">Download</a>	<a href="#">Download</a>	<a href="#">Download</a>



+

+

■ <https://www.gstarcad.net/>